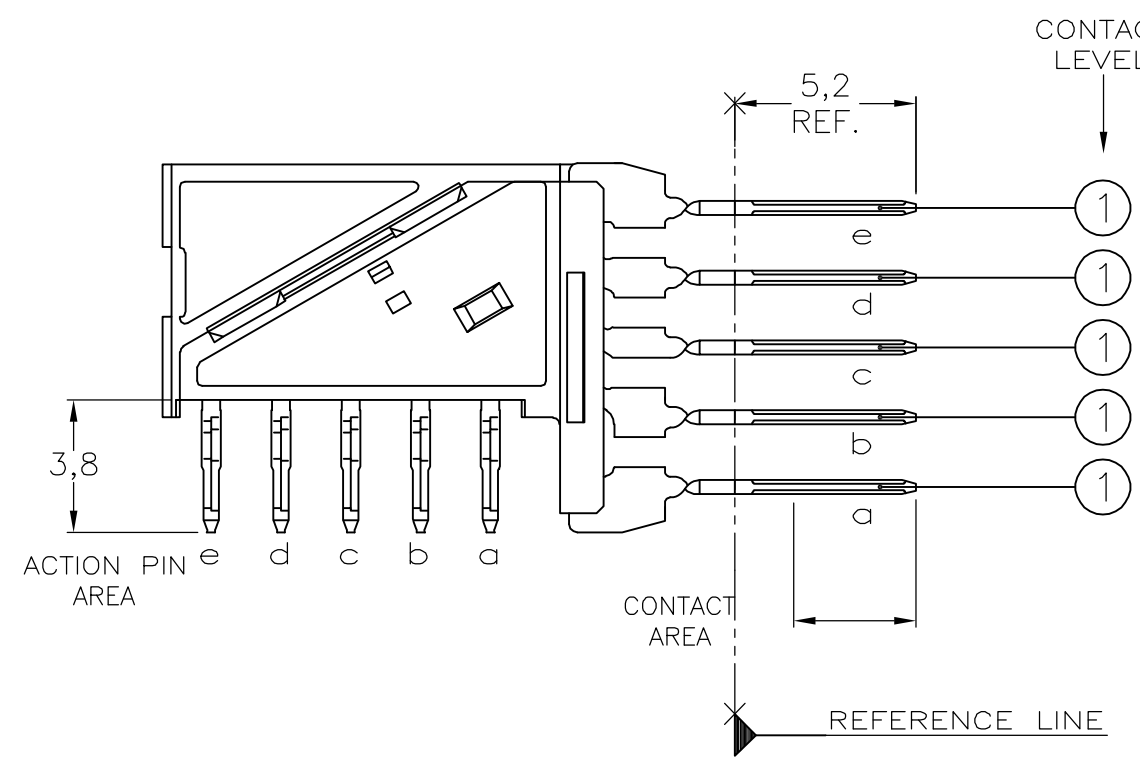
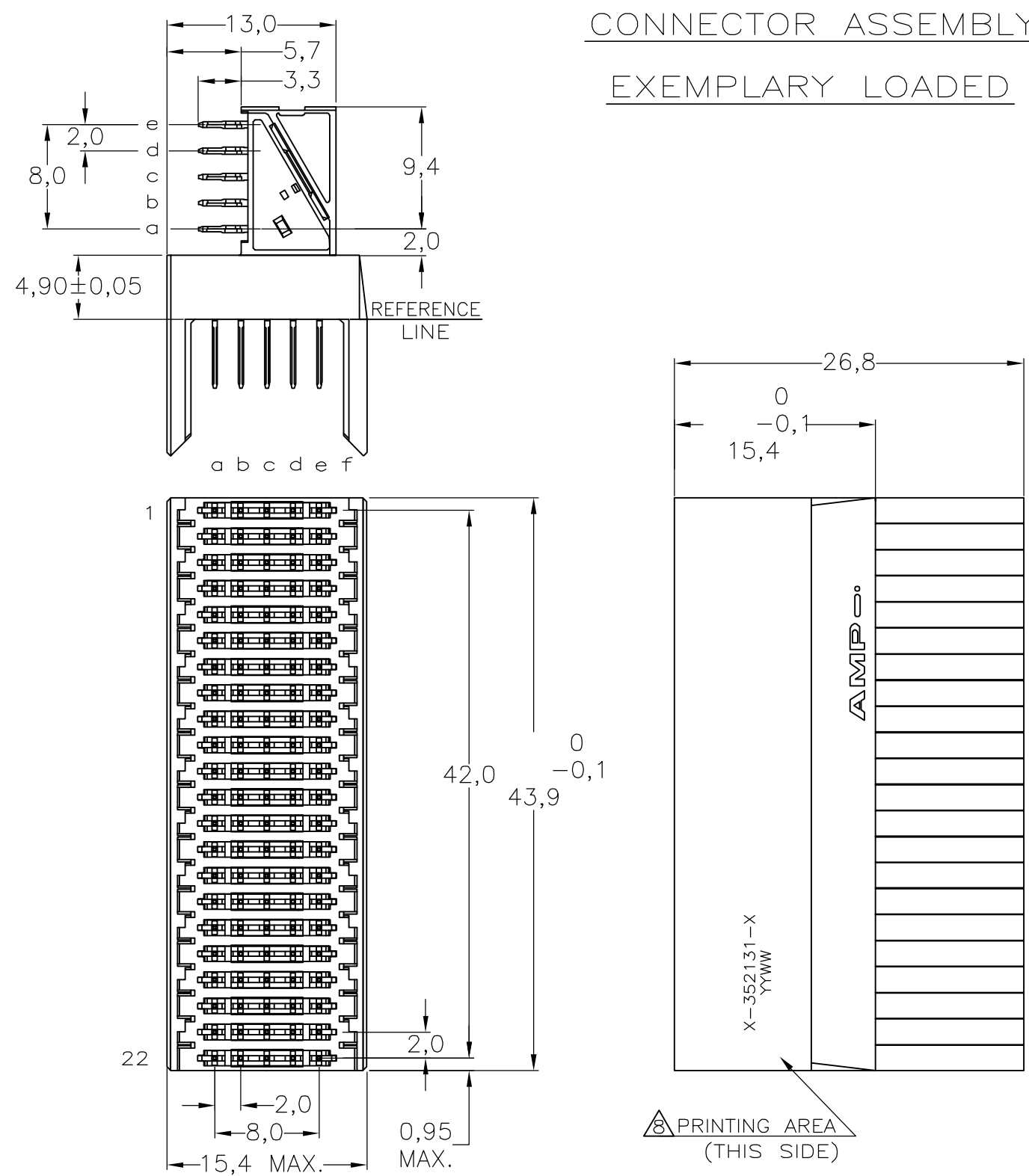


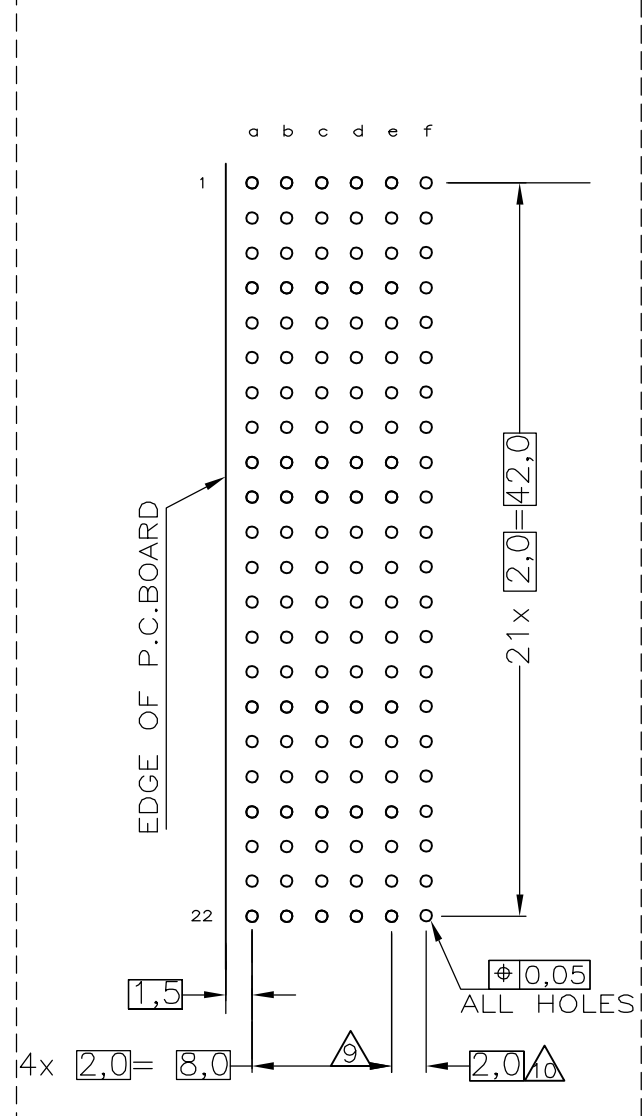
LOC	DIST	REVISIONS					
		P	LTR	DESCRIPTION	DATE	OWN	APVD
H	-	F		EHC0-0195-04	06-07-04	DvdB	BM
		G		EH10-0680-05	30-05-05	BSV	BM
		G1		ECR-06-002635	07-02-06	BSV	BM

CONNECTOR ASSEMBLY EXEMPLARY LOADED

CONTACT DIMENSIONS



RECOMMENDED PCB-HOLE LAY-OUT COMPONENT SIDE SHOWN



CONTACT LAYOUT

	a	b	c	d	e
1	1	1	1	1	1
2	1	1	1	1	1
3	1	1	1	1	1
4	1	1	1	1	1
5	1	1	1	1	1
6	1	1	1	1	1
7	1	1	1	1	1
8	1	1	1	1	1
9	1	1	1	1	1
10	1	1	1	1	1
11	1	1	1	1	1
12	1	1	1	1	1
13	1	1	1	1	1
14	1	1	1	1	1
15	1	1	1	1	1
16	1	1	1	1	1
17	1	1	1	1	1
18	1	1	1	1	1
19	1	1	1	1	1
20	1	1	1	1	1
21	1	1	1	1	1
22	1	1	1	1	1

P.C.B. HOLE DIM. ACTION PIN
FOR DETAILS SEE
APPLICATION SPECIFICATION

NOTES:

- 1 MATERIAL HOUSING : GREY GLASSFILLED POLYESTER
UL-RATING Vn
- CONTACT : PHOSPHORBRONZE
- 2 GENERAL PLATING SPECIFICATION: UNDERPLATING (ENTIRE CONTACT): 1,27µm NICKEL MIN. AND ACTION PIN: 0,5µm TIN-LEAD MIN. FOR PLATING OF MATING SURFACES SEE APPLICABLE SPECIFICATION REFERENCE FOR EACH DASH NUMBER.
- 3 CONFORMS TO ALL TESTING ACCORDING IEC 61076-4-101 PERFORMANCE LEVEL 2.
- 4 CONFORMS TO ALL TESTING ACCORDING IEC 61076-4-101 PERFORMANCE LEVEL 1.
- 5 CONNECTOR TESTED AND QUALIFIED AGAINST TELCORDIA GR-1217-CORE QUALITY LEVEL III, CENTRAL OFFICE APPLICATIONS.
- 6 CONNECTOR TESTED AND QUALIFIED AGAINST TELCORDIA GR-1217-CORE QUALITY LEVEL III, UNCONTROLLED ENVIRONMENT APPLICATIONS.
- 7 CONNECTOR LUBRICATED WITH TELCORDIA GR-1217-CORE APPROVED LUBRICANT.
- 8 CONNECTOR MARKED WITH PARTNUMBER AND DATECODE
- 9 PLATED-THROUGH HOLES AT 2x2mm SQUARE GRID.
- 10 HOLES IN ROW f FOR POSSIBLE FUTURE USE OF GROUND RETURN SHIELDS. (NOT YET TOOLED)

THIS DRAWING IS A CONTROLLED DOCUMENT.		DWN L.v.d.HEIJDEN 15DEC97	Tyco Electronics Corporation	
DIMENSIONS: MM		CHK D. TRUREN 15DEC97	s-Hertogenbosch, Netherlands,	
TOLERANCES UNLESS OTHERWISE SPECIFIED:		APVD F.v.KONINGSBRUGGE	Z-PACK 2MM HM TYPE B22	
0 PLC ± -		NAME	110 POS. RIGHT ANGLE MALE	
1 PLC ± -		APPLICATION SPEC	CONNECTOR ASSEMBLY	
2 PLC ± -		114-19029	SIZE A2	CAGE CODE 00779
3 PLC ± -		WEIGHT -	DRAWING NO C-352131	RESTRICTED TO -
4 PLC ± -		CUSTOMER DRAWING	SCALE NTS	SHEET 1 OF 1
ANGLES ± -			REV G1	
FINISH -				